



## George Kenner

By Bud Close

This is a sad note to report the passing of one of our stalwarts from the orchid society, George Kenner, who passed away from a rather lengthy battle with cancer.

George was best known as one of our fine program chairman, vice president, and past president. He was also heavily involved in many of our past annual shows.

Those who became more familiar with him also knew him as a fine gemologist, a hobby and businesses that took George and Flo on several trips, throughout the world, in search of gems for his jewelry business. We all knew, George was heavily involved with many fine species and hybrid orchids from Australia and many of us took advantage of his generous time and expertise while traveling with him to Australia.

I will never forget our trip with George, to O'Reilly's, in the beautiful country around the Lamington national forest, where we saw numerous native orchids as well as birds of all colors of the rainbow.

George was a wonderful, informative, intelligent person as well as being one of the proud and chosen few for his many years of service with the Marine Corp. We will miss his wit, his smile, but most of all the greeting "Good on You."

## Lee B. Kenaston Jr.

A combination of telephone interviews with Jean Sharp and Wayne Kenaston Jr.  
December 7, 2002

Lee B. Kenaston Jr. was born on September 21, 1919 in Solingen, Germany. She came to this country with a teddy bear in one hand and the other in her mother's, through Ellis Island at the age of five. Lee was a retired school teacher for twenty seven years at Tierra De Sol and Lakeside Jr. High School. Lee was instrumental in setting up and by donating time at the plant tables at the SDCOS mini shows. This is what Lee called fun. Lee was very generous in donating plants to the plant table. She would pick plants in nice condition. They were always top notch and repotted yearly; they were the first to be grabbed up when others knew they came from her. Lee was very generous in sharing her divisions, as well as sharing her time and orchid knowledge. Lee also belonged to the Audubon Society and the sewing club. Lee would donate quilts to hospices, and newborn children. They were always very much appreciated. Lee B. Kenaston Jr., Maria Wilson, Donna Sass, and Jean Sharp traveled together to World Orchid Conferences many times all over the world (Brazil, New Zealand, and Vancouver) over the past twelve years. Lee had fulfilled the American Dream by helping built their house from the ground up with her husband of forty seven years, Wayne Kenaston Jr.

Lee will be missed by all her former students as well our society for her generous donations and friendly spirit. Unfortunately, Lee fell and broke her leg. While recuperating, x-rays later showed that Lee had cancer. With unbreakable spirit, she was determined to come home. One month later she able to get her wishes, and was allowed to come home. The day after her celebration of life with her closest friends, Lee Kenaston died suddenly, without pain, at 1:17 pm, on Tuesday, November 26th.

Lee wanted Genie Hammond and Bob Marlin to receive her collection of orchids, minus the Cattleyas, which will stay with Wayne. Wayne wishes to pass on the message, "We are not mourning, nor sad. We intend to celebrate life, as this was her wish." Wayne thanks the SDCOS, Lakeside Jr. High, the Audubon Society, their friends and family for their many kind thoughts and wishes.

Lee's ashes were scattered at the same place as her mother and father, at Silverwood Wildlife Sanctuary in Lakeside, Monday, the 9th of December.

## Members and Advertisers

If you have monthly meetings, classifieds, submissions of interest, or announcements related to orchids, **to be considered for publication in the upcoming February issue, please contact the editors by January 10<sup>th</sup>.**

You are encouraged to contact the editor by either email or phone from 12 pm to 6 pm only, Michael Orser at **619.269.3445** or at [editor@sdoorchids.com](mailto:editor@sdoorchids.com)

Advertisers: please contact Marjorie Kuhlmann at **858.675.0885** or [kuhlmann@utm.net](mailto:kuhlmann@utm.net) under the same deadline as in bold above.

### *The San Diego County Orchid Society*

#### BOARD MEMBERS

President	Gary Pierwola
First VP	Ben Machado
Second VP	Ivan Harrison
Secretary	Romy Reyes
Treasurer	Barbie Mays
Past President	Genie Hammond
Directors 2000-2003	Sam DeMaria
2001-2004	David Graham
2002-2005	Charlie Fouquette

### ***SAN DIEGO COUNTY ORCHID SOCIETY***

**OUR PURPOSE:** *To promote interest in orchids and their cultivation, to educate by exchanging information and experiences related to successful orchid culture, and to support the conservation of orchids in the wild.*

SDCOS meetings are held the first Tuesday of each month at Casa Del Prado in Balboa Park. We invite you to join the society to receive the monthly newsletter and many other benefits.

<b>Beginner's Class:</b>	<b>6:30 pm, Room 104</b>
<b>General Meeting:</b>	<b>7:30 pm, Room 101</b>

If you would like to join the society, please send your check for \$10\* for individual, \$12.50 for Dual membership, payable to SDCOS, to: **Vivian Folmer**, SDCOS Membership, 13127 Roundup, San Diego, CA 92129. Telephone: **858.538.6187**, email: [vivianfolmer@hotmail.com](mailto:vivianfolmer@hotmail.com)

\*1/2 price January first through June thirtieth

## UPCOMING CALIFORNIA EVENTS

January 4-5

Peninsula Orchid Society Show, Community Activity Building, 1400 Roosevelt Ave., Redwood City, CA. Contact: Mary E. Gerritsen, 541 Parrott Dr., San Mateo, CA 94402; 650.348.6492; [meg570@attbi.com](mailto:meg570@attbi.com)

January 25

San Diego County Branch Cymbidium Society Orchid Auction, Women's Club of Carlsbad, 3320 Monroe St., Carlsbad, CA. Contact: John Wade Bogren, 2102 Concours Ct., El Cajon, CA 92019; 760.212.7905; [wadebogren@cox.net](mailto:wadebogren@cox.net)

February 6-9

Fascination of Orchids Show, South Coast Plaza, Crate & Barrel Wing, 3333 Bear St., Costa Mesa, CA, Contact: Roberta Fox, 2153 San Michel Dr. E #C, Costa Mesa, CA 92627; 714.964.3265; [roberta@fascinationoforchids.com](mailto:roberta@fascinationoforchids.com)

February 8-9

Santa Cruz Orchid Society Show, Soquel High School, 401 Old San Jose Road, Soquel, CA. Contact: Victoria M. Smith, 339 Melin Ave., Ben Lomond, CA 95005; 831.336.2688

February 20-23

San Francisco Orchid Society Pacific Orchid Exposition, Festival Pavilion, Fort Mason Center, San Francisco, CA. Contact: Dennis Westler, 1680 Gouldin Rd., Oakland, CA 94611; 510.339.8626

March 8-9

Central Coast 8th Annual Orchid Show and Sale, South County Regional Center, 800 W. Branch St., Arroyo Grande, CA. Contact: Rosemary Bradshaw, 1656 La Mirada Dr., Nipomo, CA 93444; 805.929.1791; [orchidlady@earthlink.net](mailto:orchidlady@earthlink.net)

March 14-16

San Joaquin Orchid Society Show, Sherwood Mall, 5308 Pacific Ave., Stockton, CA. Contact: Judy Jackson, 18961 Gawne Rd., Stockton, CA 95215; 209.463.9702

March 14-16

Malihini Orchid Society Show, Vallco Fashion Park, 10123 N. Wolfe Rd., Cupertino, CA. Contact: Bob Stillman, 387 Fremont Ave., Los Altos, CA 94024; 650.941.1352

\*March 21-23

San Diego County Orchid Society Show, Scottish Rite Center, San Diego, CA. Contact: Ben Machado, 4044 Calavo Dr., La Mesa, CA 91941

March 28-30  
Santa Barbara International Orchid Show, Earl Warren Showgrounds, Exhibit Building, Santa Barbara, CA.  
Contact: Frank Cobb, 1096 N. Patterson Ave., Santa Barbara, CA 93111

The San Diego Cymbidium Society will hold its annual orchid auction on Saturday, January 25th, 2003. The auction will begin at 12 noon and last until the plants are gone (about 4 pm). The auction will be held at the Women's Club of Carlsbad, 3320 Monroe Street, Carlsbad, CA. For information contact Wade Bogren, 2102 Concoors Court, El Cajon, CA 92019. 760.212.7905 days; 619.444.3233 nights; or e-mail [wadebogren@cox.net](mailto:wadebogren@cox.net)) There will be plants from local southern California growers and from our members' collections. Everyone is welcome!

## Orchid Tip

from [orchidweb.org](http://orchidweb.org)

Tired of trying to get the moss to stay on the front of the plant when you are putting it on a slab? Cut a piece of plastic gutter guard and place it over the moss, fold it around the back of the slab and using small wire, just wire it in place. Plenty of air and the moss doesn't wash out. Plastic gutter guard comes on rolls from the hardware stores. When you have to remove it from the plant to redo the plastic can be put in the dish washer and used over again.

## SDCOS Board of Directors Meeting


by Michael Orser

The SDCOS BOD Meeting was held on December 10th, but was too late for this issue's deadline. The results of the meeting minutes will be published in the upcoming February issue.

## Contest

sponsored by Michael Orser

There is a Dendrobium I purchased two years ago and it finally flowered. The only problem is that I do not know the name. Here is the picture, and if you know the correct name, please contact the editor. If you are the first, you will receive five dollars in SDCOS Orchid Bucks.



## Six Care Tips for Your New Orchid

[www.orchidlady.com/neworchid.html](http://www.orchidlady.com/neworchid.html)

Orchids are often given to a loved one as a gift for Mother's Day, Valentines Day, Birthday, or other special occasion. Unfortunately, many who receive one of these beautiful exotic plants have no idea of how to care for it. The first step in orchid care is DON'T PANIC! Here are six quick and easy tips to care for your new gift that will keep it healthy and blooming as long as possible.

1. Look for a tag or label that will tell you what kind of orchid you received. The most common orchids sold as gifts are Phalaenopsis hybrids (Moth Orchid), Oncidium hybrids (usually "Sherry Baby" or "Gower Ramsey"), Cattleya hybrids, Dendrobium hybrids, Paphiopedilum hybrids, and Cymbidium hybrids. If you still cannot identify your orchid, try my Orchid identification page.
2. How long your orchid will remain in bloom can vary greatly depending on the type of orchid, the environment it is kept in, and how long ago it began blooming before it was purchased. You should expect your orchid to stay in bloom anywhere from 2 to 6 weeks. The Phalaenopsis can remain in bloom for several months! Keep your new orchid out of direct sunshine and in a cool area. If your room is very hot, the blooms will not last as long.
3. DON'T over water your orchid! Water it only once a week to once every 10 days. If your orchid came wrapped in a pretty paper or foil wrapping, You should discard the wrapping. If you don't want to do that, at least remove the pot from the wrapper when watering your orchid. You do not want water to pool in the pot.
4. If your home has low humidity, mist your orchid with a spray bottle of room temperature water. Do not soak your orchid with the spray. I said "mist" not SHOWER!
5. DON'T REPOT your new orchid. It will be fine in the pot it came in.
6. Keep your cats, dogs, ferrets, rabbits, and other critters away from the blooms. Yes, many of these little family members love the blooms too, only in a slightly different way... yummy!

# JANUARY BEGINNER'S MEETING

January 7<sup>th</sup>, 2002- 6:30 PM - Casa Del Prado - Room 104

By Ivan Harrison, 2<sup>nd</sup> VP

It was great to see so many members at the Christmas Party. The old adage "There's plenty for everyone ... if you're quick" came into play early in the evening, as we started scrambling for extra chairs! Thanks to everyone for their patience and tolerance while we found enough seating, plates, and utensils for the unexpectedly large crowd. How the caterers managed to feed us all is a mystery to me, but they are to be congratulated for a wonderful meal.

The topic for our Novice Meeting in January will be

"The Truth About Orchids in Florida" and will start at the special time of 6:00pm. We will make sure that it's not so dark in there that you can't find a seat if you can't make the start time. What did I say about "There's plenty for everyone ... if you're quick"? I will be presenting a slide show of our trip to the Everglades, the American Orchid Society Headquarters in Delray Beach and to some of the best orchid growers in the USA. There are lots of myths to be debunked and I'm just the guy to do it!

# JANUARY GENERAL MEETING

January 7<sup>th</sup>, 2002- 7:30 PM - Casa Del Prado - Room 101

By Ben Machado, 1<sup>st</sup> VP

Have you taken that big sigh of relief now that the Holidays have come to an end? All the commotion that goes with the Holiday Season has come to a close and now you have a fresh new year to pursue orchid growing even better than you did last year. For us orchid nuts every year is just another year to improve our orchid growing.

We can't close the year without saying something about our Holiday Party last month. Undoubtedly you noticed that we had more members in attendance than has been present in previous years. There were over 300 members at this year's event, that's good. Next year we'll just have to make sure all the arrangements are in place to accommodate that many people for dinner. Ranch catering needs to be commended for their outstanding job with the dinner. They were hired to serve 225, somehow they managed to take care of everyone. Some of the members were shortchanged in getting their gift plant from the Society. A plant will be ready for those who were shortchanged at the January meeting. And the entertainment; not quite as good as in the past, but the piano player was outstanding. I promise, that too will improve next year.

There needs to be some clarification about the plants that were provided for the Holiday Party. Contrary to what was originally announced, the San Diego Zoo Horticulture Department was not able to provide some of the plants for our give away. It seems that the only plants on hand, at the time, were the collection of protected plants, protected under Federal Statutes. But we made an excellent recovery with Chula Orchids providing plants. Chula Orchids has been one of the long time mainstay orchid vendors of the San Diego area. Harry Tolen, of Chula Orchids, specializes in orchids that do well in the San Diego area, taking the time and effort to harden his plants before they are put up for sale. You can reach Chula Orchids only through mail order. Internet works the easiest; telephone orders are almost as easy.

For this month our Guest Speaker is a mystery. Due to a short publication date, final confirmation is not in place for our proposed speaker. Rather than taking a chance of erroneously announcing a speaker we will have to stand by for some mystery Guest Speaker. But not to worry, the speaker will be first rate!

Happy New Year, and good growing.

# January/February Orchid Checklist

prepared by Ned Nash and James Rose.  
from [orchidweb.org](http://orchidweb.org)

**Cattleya** Watering and fertilizing will be at a minimum, as will potting. Be on the lookout for senescing sheaths on your winter-into-spring bloomers. Careful removal of the dying sheaths will still allow buds to develop without the danger of condensation-induced rot. Low light will lead to weak spikes, so, and as noted above, staking is critical. If you have a chance to get out to nurseries, there may still be a chance to acquire good plants in sheath for spring bloom. Getting them now not only ensures that you'll have them, but allows them to acclimate to your conditions and bloom at their best.

**Cymbidium** We are well into the flowering season now. Outdoor growers should be cautious of freezing temperatures. Damage starts to occur below 30 F. Be diligent about tying the inflorescences for best arrangement of the flowers. Also watch closely for slugs and snails. If weather is quite wet, protect the plants from the rain and this will help to reduce the risk of botrytis spotting.

**Lycaste** The most glorious of all orchids, Lycaste, will be moving toward their flowering season. Make sure the palm-like leaves do not interfere with the emerging inflorescences. Tying them loosely together often is helpful. Some growers cut the leaves off at the pseudobulb, but this removes part of the attractiveness of this elegant orchid. Resist picking up the plant to inspect those beautiful buds and then setting it down in all different directions as the flower buds will be forced to re-orient themselves to the light source each time and will not open as nicely as they should. Keep plants a little drier during the shorter days.

**Odontoglossums** Odontoglossums and their intergeneric hybrids offer a great splash of color now. Though once thought of as being difficult to grow and requiring cool temperatures due to the emphasis on

Odontoglossums breeding, the new intergeneric hybrids made using *Oncidium* and *Brassia*, for example, are just the opposite. These plants are quite content in more intermediate conditions. New growths generally emerge in the spring, later forming beautiful plump pseudobulbs. Look for the flower spikes to emerge from the inner sheath of the pseudobulb. If your plant's pseudobulbs are shriveled, then the plants have been kept too dry or too wet. Inspect the roots to determine which condition prevailed. If the lead pseudobulb is large, plump and green (and back bulbs are shriveled) but no flower spike is evident, the plants may have been kept too dry.

**Paphiopedilum** The standard *Paphiopedilum* insigne-derived hybrids, which are called "bull dogs" and "toads," are at their peak. Unlike most other orchids, they can even be potted while in bud. There really is no wrong time to pot a *Paphiopedilum*, and no other orchid responds so favorably to fresh mix and a cleanup. Keep an eye on watering until roots begin to grow.

**Phalaenopsis** Now is the peak of spike development, with the first plants in full flower. Staking and plant preparation is a must for those all-important spring shows. Correct staking now will give a better display and also make it much easier to transport to your society meetings and shows. Care with watering is vital to avoid mechanical damage to the flowers, as well as rot-related problems. Keep spent blooms cleaned up to avoid botrytis inoculation. Do not repot this month. Now you'll be seeing lots of *Phalaenopsis* at orchid shows and sales.

**Zygopetalum** For the most part, the flowering season will have ended for this group, providing the grower a chance to do some repotting. The plants will then have a chance to become well established before the hotter months of summer arrive. Most growers use bark mixes, but some exceptional results have been seen lately using rock-wool blends. You may want to try this mix, but do not change your whole collection over to this new media until you are sure it is right for you. First, experiment with a few plants to see how they respond.

# WHAT'S SO SPECIAL ABOUT ENCYCLIA?

By Stewart Chipka  
from [www.encyclias.org](http://www.encyclias.org)

Back in the old days all the Encyclias were called Epidendrum. But so were Cattleyas and Laelias and a host of other orchids that grew in the trees as epiphytes. This



got very confusing and in 1828 Hooker decided to do something about it. He spent a lot of time studying how all the plants were shaped, how their flowers looked and what they had in common. After a little study he separated the Cattleyas from the Epidendrums and Encyclias were in that first cut. After a little more study he separated the Encyclias from the Cattleyas.

The first Encyclia to be called by the Encyclia name was *Encyclia viridiflora*. Collected by William Harrison in Rio de Janeiro in 1828 and sent to Hooker for classification, it remains a controversial plant even today. This type species is preserved in the Lindley Herbarium at Kew Gardens and has not been collected again in the wild (officially) since that time. Is it extinct in the wild? It is a question still being asked today, even by prominent orchid experts (see Whithner, *The Cattleya and Their Relatives*, Vol. IV, pgs. 35, 36; Vol. V, pg. 86 and Vol. VI, pgs. 140-143).



The primary difference between the two genera has to do with the flower. The Epidendrum have their lip fused to the whole column. Encyclias are attached at the base of the lip and column but the lip floats free from the column itself. This is the first defining point for Encyclia. Some of the Encyclias have a short attachment to the column, which creates subspecies within the Encyclia family.

Additionally, Epidendrums generally have a reedy stem rather than the definite bulb structure found in all Encyclia. There are a few of the Epis which have a bulbous appearance, but, for the most part, they are all reed stem type plants with leaves that usually have a normal leaf appearance. The

Encyclia have a more lance type leaf found in the Cattleyas, both of which are in the Laelia subtribe.


A further distinction is the split rostellum of the Epidendrum, which is not found in the Encyclia family. Those three items are the primary points of distinction between the Epidendrum and Encyclia.

Common to all Encyclia are some basic structural features that they share with the Cattleya family. Hooker separated the Encyclia and Cattleya based on the smaller flowers of the Encyclia. Common to both genera is the four pollinia and the flowers are borne on the inflorescence in either a raceme or paniced fashion. Encyclia flower stalks are terminal and are presented without a sheath.

Dressler, in 1961, (see Dressler and Pollard, *The Genus Encyclia in Mexico*, 1974) expanded the description of Encyclia to include some other plants that were not quite in the Cattleya or Encyclia family. Many of the cockleshell type orchids were included as Encyclia at this time. Prior to Dresslers expansion of definition, all of what we call the cockleshells had remained in the Epidendrum category. This was to create even more confusion later when they were removed from Encyclia recently, and categorized into their own genus, which we now call the Prosthechea.

The final group of Encyclia, consisting of only two species, are the Euchile. This genus is composed of *Euchile mariae* and *citrina*, both very distinctive in shape of flower, presentation and limited geographic range.

As we look at all the different Encyclias, it is easy to spot their common characteristics. One must study each species closely to tell the differences between some of the Encyclia and often plants are confused when not in bloom. Once in bloom however, the subtle differences are more apparent and make identification of the specific plant much easier to establish. Hopefully this web site will provide you with all the information you will need to truly enjoy the Encyclia species.



*The Encyclias pictured here are from the editor's garden and are the species vitellina, radiata, and cochleata from top to bottom.*

## LEUCADIA ORCHIDS

760.436.3797

*Phals, Cattleyas, and Cymbidiums,  
also Phal seedlings and flasks in all colors*

*Open every day — 9 am to 5 pm  
You can come over anytime, BUT you must call first!*

Barbara & Ralph Smith, Owners

## WALTER ANDERSEN NURSERY

3642 Enterprise, San Diego  
(Near Pacific Hwy  
& Barnett)

Since 1928 - A San Diego Tradition of Excellence  
**SELECT FROM MANY FLOWERING ORCHIDS ON DISPLAY**  
**ALL THE SUPPLIES YOU NEED FOR GROWING ARE HANDY**

Free Garden Classes 9:00 am every Saturday  
12755 Danielson Court, Poway  
619.224.8271

## BIRD ROCK TROPICALS

Hundreds of Orchids

*Blooming Phals, Paphs and other orchids available everyday*

Monday - Saturday ~ 9:00 am — 4:00 pm

Visit our website: [www.birdrocktropicals.com](http://www.birdrocktropicals.com)

Directions: I-5 to Poinsettia Lane. Go east until it ends, then right onto Black Rail Road. At the water tanks turn right onto un-named dirt road.

We are at the end of the dirt road.

**760.438.9393**

6587 Black Rail Road, Carlsbad, CA 92009

## ORCHID POTS & SUPPLIES



Nursery/decorative/clear  
\$ Highest quality plastic  
\$ Hangers, perlite, fertilizer  
\$ Low prices

**CALAVO GARDENS**  
4044 CALAVO DRIVE  
LA MESA  
619.660.9810

**PALM PACIFICA ORCHIDS**  
ESTHER SIVILA  
2220 WAILEA WAY  
SAN DIEGO  
619.429.0789

## ~ANDY'S ORCHIDS~

### "The Species Specialist"

*Beautifully mounted epiphites and potted terrestrials.  
Many rare and exotic orchids. Blooming size,  
established species are what we do best!*

Our **MAIL ORDER CATALOG** features many new and unusual species from around the world with descriptions and cultural requirements, plus Andy's orchid growing tips. For your copy, call, write, fax, or e-mail us and we will send our latest issue.

**Your satisfaction is Guaranteed. We take pride in our reputation for selling a well-established plant and will replace it if you are not satisfied upon receipt.**

**We are open by Appointment Only, so call in advance and make yours. Thursdays and Fridays are best for us, and sometimes Saturdays.**

**Andy Phillips**

734 Oceanview Avenue, Encinitas, CA 92024  
Phone 888.514.2639 - Fax 888.632.8991  
e-mail: [speciesnut@aol.com](mailto:speciesnut@aol.com)  
web address: [www.AndysOrchids.com](http://www.AndysOrchids.com)

## WORLD-FAMOUS

### San Diego Zoo®

— DUAL MEMBERSHIP - \$84

(Current Member Renewal Rate - \$69)

- ✓ For two adults in the same household.
- ✓ A year of FREE UNLIMITED ADMISSION to both the San Diego Zoo and Wild Animal Park.
- ✓ 2 FREE GUEST PASSES.
- ✓ 6 discount guest coupons good towards admission.
- ✓ A ONE YEAR SUBSCRIPTION TO ZOONOOZ®
- ✓ FREE Zoo Skyfari.
- ✓ Monthly member specials.
- ✓ 4 two-for-one coupons for Zoo Bus Tour.

— SINGLE MEMBERSHIP - \$66

(Current Member Renewal Rate - \$54)

- ✓ For one adult.
- ✓ All of the benefits described above for one adult.

*Prices and benefits subject to change.*

For more information, call 619.231.0251  
or call toll free  
877.3.MEMBER.

visit our website: [www.sandiegozoo.org](http://www.sandiegozoo.org)

Your membership supports our plant and animal collections and includes a monthly visit to our orchid collection on the third Friday from 10am until 2pm

## DAVE REID'S ORCHIDS

Escondido, CA 92026  
760.728.7996

Many Cattleyas - Red, Orange,  
White, Lavendar, etc.

\*(New) Red Cattleya -  
Chin Hua Flame "Red Rose"

Cymbidium 1gal - \$20  
many in spike!

We also buy orchid collections & also individual  
specimen plants

PLEASE CALL FOR AN  
APPOINTMENT

## OCEANSIDE ORCHIDS

Specializing in novelty Phalaenopsis and multiflorals  
**Oncidiums, Zygopetalums, Cattleyas,  
mini-Cattleyas & Epidendrums**  
All sizes, seedling to mature plants, in bloom year-round  
*We are open by appointment only*

Come see us, or write or call for our catalog  
Linda Blessing, Owner  
3015 Skyline Drive, Oceanside, CA 92056  
760.721.5661

## Casa de las Orquideas

**Loren and Nancy Batchman**  
Southern California's leading source for Cymbidium and  
Zygopetalums seedlings. Over 30,000 plants in stock from 3"  
pots to blooming size. Our complete list of seedlings and flasks  
is on the web at [www.orquideas.com](http://www.orquideas.com)

**Open by appointment only!**  
170 South Nardo Avenue  
Solana Beach, CA 92075  
Phone and Fax 858.755.7572  
E-mail: [casa@orquideas.com](mailto:casa@orquideas.com)

## Sunset Valley Orchids

Diacrium hybrids are good vigorous growers, hardy, and flower at young age.  
These plants will produce more and larger flowers with each successive flowering  
until maturity. These are vigorous, well-established seedlings near or blooming  
size, priced between \$5.00 and \$15.00 each.

Buy direct from the hybridizer and save, come by to see for yourself.

(C. Dubiosa "Scully's" HCC/AOS X Diaca. Lin Toy "Sunset Valley Orchids")  
Bright pink flowers on easy blooming plants, vigorous growers

(Iwan. Appleblossom "John Walters" X Pot. Twenty-four Carat "Lea" AM/  
AOS)

Remake of Clka. Olympic Gold, 3" yellow flowers on good stems, a first in  
Diacrium breeding

(Dialc. Sliver Star "Sunset Valley Orchids" X C. Horace "Maxima" AM/AOS)  
Strong stems holding three to five 4" lavender flowers of full shape, new  
Diacrium breeding

Dial. Snowflake "Frosty" AM/AOS X Blc. Love Sound "Dogashima")  
Light yellow flowers on tall stems, compact and vigorous plant growth, good  
spring bloomer

(Iwan. Appleblossom "John Walters" X Blc. Love Sound "Dogashima")  
New type of Diacrium breeding, good stems of 5-8 light yellow flowers on  
compact plant habit.

Open Saturdays and Sundays 760.639.6255

[FredClarke@worldnet.att.net](mailto:FredClarke@worldnet.att.net)

Fred Clarke, 1255 Navel Place, Vista, CA 92083

You are invited to subscribe to...

## California Garden

The perfect gift for a friend, relative, or neighbor.

**1 year subscription** \$8  
**2 year subscription** \$15

Membership in the SD Floral Association: \$10  
San Diego Floral Association  
619.232.5762

## O.F.E. INTERNATIONAL, Inc.

Tree Fern Products, Graded Charcoal  
New Zealand Sphagnum Moss  
Osmunda, Sponge Rock  
Redwood Chips, Orchid Fir Bark  
Special Orchid Potting Mixes  
Equipment  
Most Popular Types Of Moss  
Virgin Cork Slabs And Tubes  
Insecticides And Fungicides

Vitamins And Hormones  
Top Five Brands Of Fertilizer  
Coconut Baskets And Coconut Liners  
Plastic Pots And Trays  
Sprayers, Garden Tools And  
Equipment

Clay Orchid Pots, Flasking Products  
Wire Hangers, Wood Baskets  
Wire Baskets, Wire Products

Orchid Books, Plastic Labels

SEND \$2 FOR OUR FULL COLOR CATALOG AND PRICE LIST  
(Deductible from your Order)

P.O. BOX 161081  
MIAMI, FL 33116



## SANTA BARBARA ORCHID ESTATE

Specializing in outdoor-growing Species  
**Cymbidiums, hybrids, and species**  
 Stop by and look over our extensive stock.  
 Always something New and Different!  
 Open daily: Mon - Sat 8 to 4:30, Sun 11 - 4  
 1250 Orchid Dr., Santa Barbara, CA 93111  
 1.800.553.3387 ~ fax: 1.805.683.3405

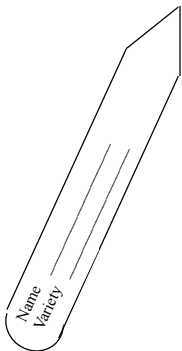
## GRANITE HILLS ORCHIDS

Tom Biggart, Owner and Head Grower  
 1894 Dehesa Road, El Cajon, CA 92019

Holiday Sale  
 All plants 25% off until February 1st  
 At the greenhouse only

for an appointment  
**Call 619.441.9874**

## MARTIN NURSERY LABELS



NURSERY LABEL  
 BLANK OR CUSTOM IMPRINTED  
 500 TO 1,000,000 PLUS

SEND FOR PRICE LIST AND SAMPLES  
 MARTIN NURSERY LABELS  
 317 CARLSON COURT  
 VISTA, CA 92083  
[csjb@earthlink.net](mailto:csjb@earthlink.net)  
 PHONE OR FAX 760.631.1731

**A Happy  
 New  
 Year!**

## SDCOS OFFICIAL SHIRTS CRYSTAL VASES

Every member should own one or two (navy blue and kelly green) with breast pocket polo shirts with the official logo on the pocket! These are "unisex" shirts and we have a good supply of sizes. Price: \$18.00. Please call Candy Kalman's at 619.287.5666

We still have a few of the gorgeous etched glass lead crystal vases from Arts Hawaii. They make wonderful gifts for friends or loved ones. Price: \$33.00. Please call Bud or Joan Close at 619.444.8839

Call and we will have them for you at the next meeting.

## TANTALIZING TREATS LET YOURSELF GO!

<i>Adaglossum</i>	<i>Degarmorara</i>	<i>Odontocidium</i>
<i>Ascocenda</i>	<i>Dendrobium</i>	<i>Odontonia</i>
<i>Bakerara</i>	<i>Encyclia</i>	<i>Oncidium</i>
<i>Beallara</i>	<i>Howeara</i>	<i>Paphiopedilum</i>
<i>Borrageara</i>	<i>Miltassia</i>	<i>Phalaenopsis</i>
<i>Brassia</i>	<i>Miltonia</i>	<i>Vuykstekeara</i>
<i>Brassidium</i>	<i>Miltonidium</i>	<i>Wilsonara</i>
<i>Cattleya</i>	<i>Mokara</i>	<i>Zygopetalums</i>
<i>Colmanara</i>	<i>Odontobrassia</i>	<i>And more...</i>

Visit us soon. No appointment necessary

CAL PACIFIC PLANT FARMS, INC.  
 1122 Orpheus Ave.  
 Leucadia, CA 92024  
 Hours: 8am - 4pm MTWThF  
 Sat. 9am - 3pm  
 760.436.0317



# The Pest: Thrips

from [www.naturescontrol.com/thrip.html](http://www.naturescontrol.com/thrip.html)

**First Sign:** Leaf surfaces finely speckled with yellow spots. Later, a silvery metallic looking sheen may cover leaf surfaces. Not all Thrips create this sheen. With or without the sheen, you'll also see black specks (Thrip fecal material). Only on close inspection is the pest itself found. About 1/16" long, thrips can move quite quickly for their size. Many gardeners report thrips as a small "worm with legs". Larvae and adults look similar, but adults have wings and can fly.

**Hundreds of Varieties, Many Colors:** Too many to try and describe here, but they all feed the same way - by scraping and rasping at tender leaf surfaces. For control purposes, the main difference is where they pupate as youngsters.

**Handy Hint:** Your customers will pay more for plants and produce grown without pesticides. Increase their awareness of the extra care you take, and you can raise prices and increase your profits!

**Special Species Notes:** Most Thrips move down into soil, rockwool or other synthetic growing media to pupate. This is the first stage at which to control Thrip populations, using Predator Nematodes. Often after two months, regular application of Nematodes alone gives good control. However, for heavy or persistent infestations, we recommend using Nematodes in conjunction with above-ground controls. Your choice will depend largely on the environment in your growing area. Please see Pirate Bugs and Sticky Blue Traps.

**Handy Hint:** Soapy water sprays (such as Safers Soap) don't continue to kill off insects after the initial spraying, so they're safe to use before you add Hired Bugs. Use them instead of more powerful, longer lasting pesticides, but test a few leaves first for any adverse reactions. And, if you use soap on produce, make sure it can be washed off to avoid any soapy taste...

[The Thrips Natural] Predators:

Nematodes

Upper 3 Inches of Soil Media:

Steinernema Species

Top 3 to 6 Inches of Soil Media:

Heterorhabditis Species

...Nematodes are some of the most useful pest controls to come along in years. They attack and kill more than 250 different insects, including Fleas, Thrips, Fungus Gnats, even insects as large as Cutworms! Nearly any insect that spends a part of its lifecycle in the soil is likely prey for ... Nematodes.

**Application:** ...Nematodes come packaged on a small piece of synthetic sponge that you rinse out in water. Then use any type of watering can or sprayer to apply them to the soil. The pressure of passing through a sprayer nozzle won't faze them in the slightest. [Roughly] one million ... Nematodes treats up to 2,500 square feet of soil surface. For best results make repeat applications every 4-6 weeks throughout the season when soil temperatures are between 50° F. & 85° F. and target pests are present.

**For Control in High Humidity Conditions:**

Thrips Predator Mites

Normally, Thrips Predator Mites (*Amblyseius cucumeris*) are most effective under conditions of 70-85% humidity, against all species of Thrips. They will also eat an occasional Spider Mite, and other small pests. However, reports have been poor in low humidity environments, so use these predators in greenhouse and other interior locations with high humidity levels only.

**Application:** Simply sprinkle your Thrips Predator Mites onto plant foliage or on rockwool blocks in infested areas; they'll do the rest. Use 100-500 per plant; or 200,000 per acre, repeated every 2-3 weeks until established.

**Handy Hint:** Insect screening material can be stretched over air intakes to filter many pests out, but you may need larger exhaust fans because of the air restriction. Check with your greenhouse or nursery supplier

## HELP HOTLINE

The SDCOS offers this service to members who seek cultural information about their orchids. Here are some friendly hobbyists with a great deal of experience about certain types of orchids, and who have kindly volunteered to answer your questions.

Cattleyas, Oncidium/Odonts, Vandaceous,  
Greenhouse grown, West SD County  
Forrest Robinson - 619.270.6105

Species, all types, Indoor and Outdoor  
Ann & Paul Tuskes - 858.274.5829

Paphiopedilums

Ann Tuskes - 858.274.5829

Bob Hodges - 619.461.4915

Phalaenopsis, Cattleyas, and Dendrobiums  
Bob Swanson - 619.465.2297

Vandas, Ascocendas

Edith and Leno Galvan - 619.441.7503

Encyclias, Epidendrums, Laelias

Tom Osborn - 760.787.0282

Pleurothallids

Don van Kekerix - 619.224.4938

Cymbidiums

Loren Batchman - [casa@orquideas.com](mailto:casa@orquideas.com)

Sam DeMaria - 619.295.2951

Northeast County, all types

Dave Reid - 760.728.7996

San Diego West County, all types

Jean Beck - 619.435.8211

San Diego Central, Outdoor, all types

Jim Wright - 619.276.5295

Fred Tomaschke - 619.276.3235

San Diego East County, all types

James Masst - 619.443.2800

Bud Close - 619.444.8839

South County all types

Genie Hammond - 619.426.6831

Ed Marty - 619.470.7175

New Member & Novice Class Information  
Ivan and Rosemary Harrison 619.448.3312

## DATES TO REMEMBER...

January 4<sup>th</sup>, 9:00 am  
SDCOS Species Group Meeting  
First Saturday each month  
Paul or Ann Tuskes 858.274.5829

January 7<sup>th</sup>, 6:30 pm  
Beginner's Class  
Room 104, Casa del Prado, Balboa Park  
Gary Pierwola 619.426.9108

January 7<sup>th</sup>, 7:30 pm  
General Meeting  
Room 101, Casa del Prado, Balboa Park  
Gary Pierwola 619.426.9108

January 10<sup>th</sup>, 7:30 pm  
Palomar Orchid Society Meeting  
Second Friday each month  
Vista Community Center  
Dave or Vera Stankey 959.498.7122

January 14<sup>th</sup>, 7:00 pm  
SDCOS Board Meeting  
Second Tuesday each month  
Balboa Park  
Romy Reyes 619.328.6578

January 15<sup>th</sup>, 7:00 pm  
Cymbidium Society Meeting  
Third Wednesday each month  
Carlsbad Women's Club  
Larry Phillips 619.746.5518

January 17<sup>th</sup>, 10 am - 2 pm  
San Diego Zoo  
Orchid Greenhouses Open House  
Third Friday each month  
Janette Gerrity 619.231.1515 ext. 4306

## Botanical Arts Institute of San Diego

### Traditional Botanical Drawing & Watercolour Classes

with Lindsey McCloskey  
Starting January 9, 2003

These classes are based on the curriculum of the famous New York Botanical Garden's Certificate program in Botanical Art.

#### Drawing Series:

Drawing I - Basic 6 wks. \$225

Drawing II - Plants 5 wks. \$250

Drawing III - Flowers 6 wks. \$297 + \$30 flower fee

#### Botanical Watercolour Series:

Watercolour I - Technique 6 wks. \$225

Watercolour II - Plants 5 wks. \$250

Watercolour III - Flowers 6 wks. \$297 + \$30  
flower fee

Classes are Thursday morning, 10 AM to 1PM  
in South Escondido.

Contact: Lindsey for information at 760.746.6202 or  
e-mail: [botanicalartist1@cox.net](mailto:botanicalartist1@cox.net)

## CONTINENTAL AGENCY

- ❖ Licensed Customhouse Broker
- ❖ Door to Door Service
- ❖ Just 5 minutes from LAX

We provide prompt, reliable and experienced Import personnel to assist you in bringing in orchids from anywhere in the world.

Located in the SAME BUILDING COMPLEX as the U.S. Department of Agriculture, we can closely track your shipment through CITES and Phytosanitary inspection process.

Speed up transit time for perishable orchids, cut down on your costs. And make it easier for YOU.

Ask for Ted or Monica. We have many happy San Diego customers. Ask us for references!

## CONTINENTAL AGENCY

9470 SOUTH LACIENEGA BLVD., INGLEWOOD, CA 90301

Phone: 310.649.5430 Fax: 310.649.5436



Membership Chairman - [Vivian Follmer](#)  
[San Diego County Orchid Society](#)  
13127 Roundup  
San Diego, CA 92129

NON-PROFIT  
ORG  
US POSTAGE  
PAID  
PERMIT #2359  
SAN DIEGO, CA

